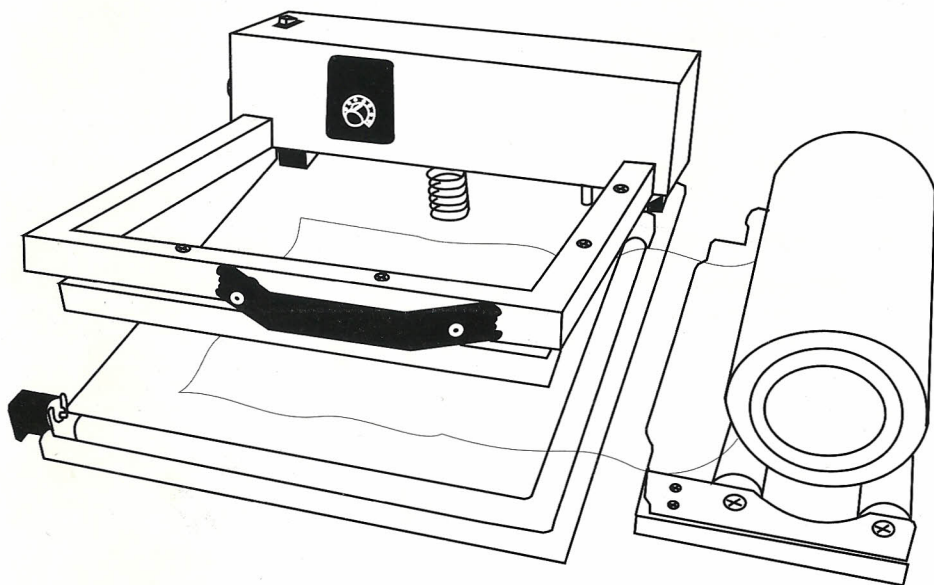


SHRINK WRAP SEALER

(Economical Portable L-BAR Sealer)

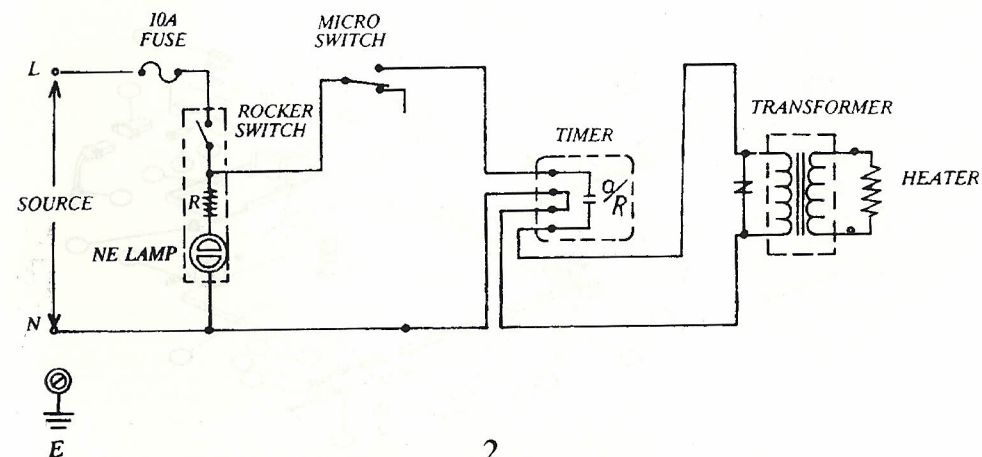
INSTRUCTION



[illegible]

- 1.SNAP BUSHING
- 2.HEATER BUSHING ASSEMBLY
- 3.ROLLER HINGE
- 4.HEATER COVER
- 5.HANDLE
- 6.ROLLER
- 7.SEALER JAW
- 8.PLATEN ARM
- 9.UPPER JAW SUPPORT
- 10.FLIMS DISPENSER
- 11.ROLER BRACKET
- 12.ENCLOSURE COVER
- 13.BASE PLATE
- 14.BOTTOW COVER PLATE
- 15.PLATEN ARM BRACKET
- 16.HEATER ASSEMBLY BRACKET
- 17.TUBE FOR COVER
- 18.HEATER ASSEMBLY PLATE
- 19.BOLT FOR SPRING
- 20.SCREW FOR HANDLE
- 21.SNAP FOR JAW
- 22.SCREW FOR HEATER
- 23.RUBBER FOOT
- 24.ROLLER BASE
- 25.POWER SWITCH
- 26.LIMITED SWITCH
- 27.TRANSFORMER
- 28.POWER SUPPLY CORD
- 29.HEATER ELEMENT
- 30.FUSEHOLDER
- 31.POWER BRACKET
- 32.TIMER
- 33.RUBBER FOR LOWER JAW
- 34.RUBBER FOR UPPER JAW
- 35.UPPER TEFLON SHEET
- 36.LOWER HEATER CLOTHES
- 37.INSULATION BARRIER
- 38.SPRING FOR HEATER
- 39.RETURN SPRING
- 40.SPRING FOR UPPER JAW

CONNECTION DIAGRAM



4 HELPFUL INFORMAION

- Always keep the sealing platform clean. Particular care 'should' be take to remove any residue from the teflon tape.
- Do not clean the sealing platform with anything wet.
- When replacing the heating element always check the condition of the bottom teflon tape. It is important that you replace the element wire only with the one made for this machine. You can damage the transformer with the wrong element wire.
- Occasionally check the condition of the bottom pad (silicon rubber) for wear or burn. A poor rubber pad will effect the quality of your seal.

5 SPARE PARTS

ASSESSORIES	Q'TY
HEAING ELEMENT	2
FUSE	10Ax1
UPPER TEFLON CLOTH	2
LOWER HEATER CLOTH	1

6 CHANGING PARTS

- (a) Loosen teflon remove pressing teflon.
- (b) Lift up teflon and remove broken element wire from heater spring boss.
- (c) Another heater wire terminal put on platen arm by screw.
- (d) Put new element wire on heater spring boss and platen arm screw donot bend. (DO NOT BEND OR CRIMP THE WIRE)
- (e) Replace teflon on the heater wire.

7 CAUTIONARY MARKINGS

CAUTION-To reduce the risk of shock, disconnect the unit from the supply circuit before servicing the replacement of the heating element.

-To provide continued protection against risk of electric shock, connect to properly grounded outlet only.

-A live heating element is located in the arm under the teflon tape. Use caution during operation.
DO NOT TOUCH THE ELEMENT.

WARNING-For Continued Protection Against Fire or Electric shock, Replace Only With Type Cartridge and 10 ampere Fuse., Provided in legible adjacent to fuseholder.

8 SPECIFICATIONS

One step fast acting shrink wrap system for P.P., P.V.C., P.E. Materials. Unit makes 2 seals at one time with energy saving timer. 340mm x 340mm seal and cutting bars up to 0.025mm thick film. 550 W power, seal time 1~4 seconds. Film dispenser rack.

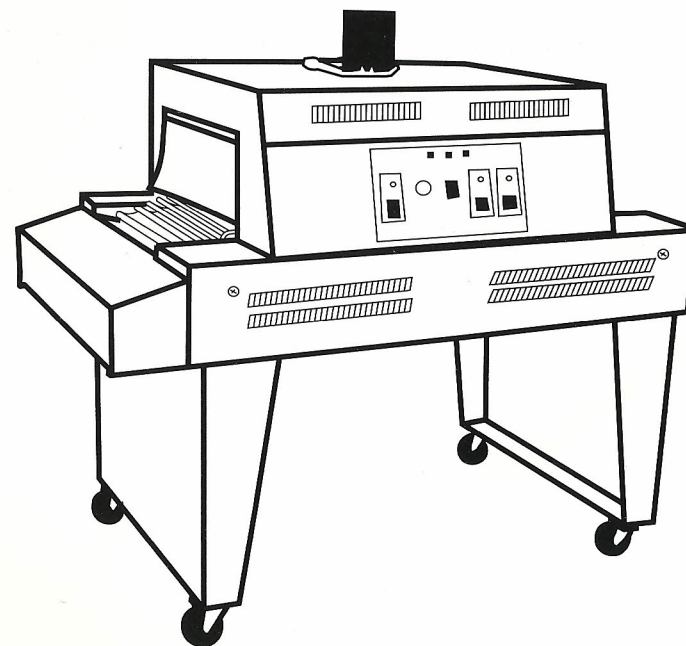
Model	300 LP
Max. Seal Length	340mm x 340mm
Max. Circum	680mm
Watts	550 W
Weight	8 kg
Size	495(D) x 420(W) x 160mm(H)

9 INFRARED SHRINK TUNNEL

FEATURES:

1. Surround heat on 4 sides. 10 infrared replaceable tubes.
2. Adjustable speed conveyor up to 6 meters per minute.
3. Adjustable temperature controllers for upper and lower heaters.
4. Casters for maneuver ability.
5. Teflon mesh conveyor belt available.

Application: Food, book, toys, stationery, drugs, parts, hardware, video tape, etc.



LIMITED EQUIPMENT WARRANTY

If any part of your new AIE equipment fails within ninety days because of a manufacturing defect, AIE will furnish the required replacement part without charge, F.O.B. factory upon receiving the defective parts. Related service, labor, and diagnostic calls are not included.

This warranty does not cover damage by accident, misuse, abuse installation in abnormal conditions of moisture, dirt, or corrosive matter, misapplication, or improper installation, and does not cover expendable item such as Teflon covers, sealing elements, pilot lights, etc. This warranty extends to the purchaser only for a period of ninety days from date of purchase. Customer will be liable for freight charges to and from delivery destination.

This warranty constitutes the exclusive remedy of any purchaser of AIE equipment and is in lieu of all other warranties expressed or implied, including without limitation any implied warranty of merchantability of fitness and AIE shall have no other obligations or liability. In no event shall AIE be liable for special or consequential damages.

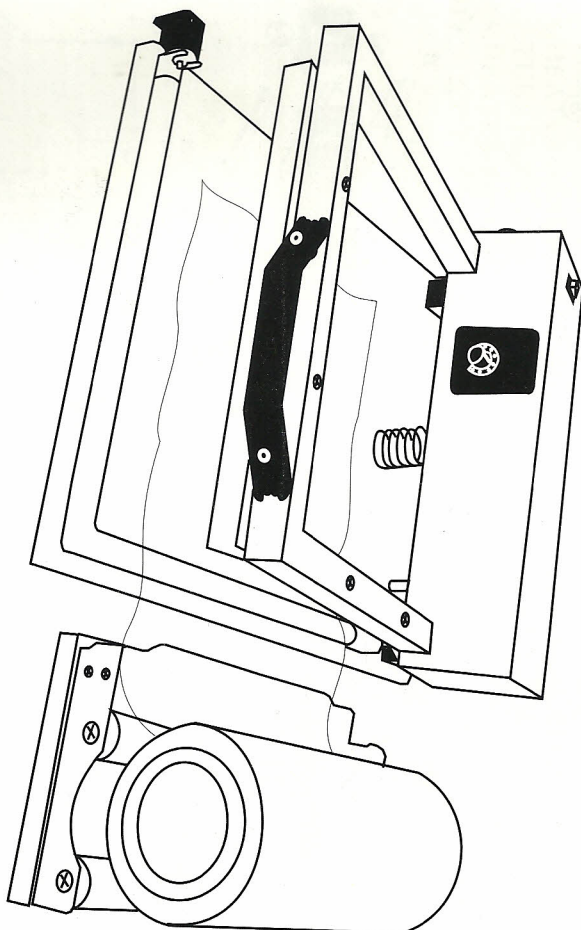
AIE will not be responsible for repairs by anyone other than AIE and this warranty is void if any modification or alteration is made to the equipment by anyone other than AIE. Installation and operation of the equipment to comply with all applicable electrical and safety standards is the sole responsibility of the Purchaser.

GENERAL INFORMATION

Returns : No returns will be accepted without prior written consent from AIE.

Freight : All shipments F.O.B. factory

Specifications : Subject to change without notice.



INSTRUCTION

SHRINK WRAP SEALER

(Economical Portable L-BAR Sealer)